


1



2



3



4

- 1. **Research** your site
- 2. **Create** a map
- 3. **Plan**
- 4. **Inform** and invite
- 5. **Review** and celebrate



5



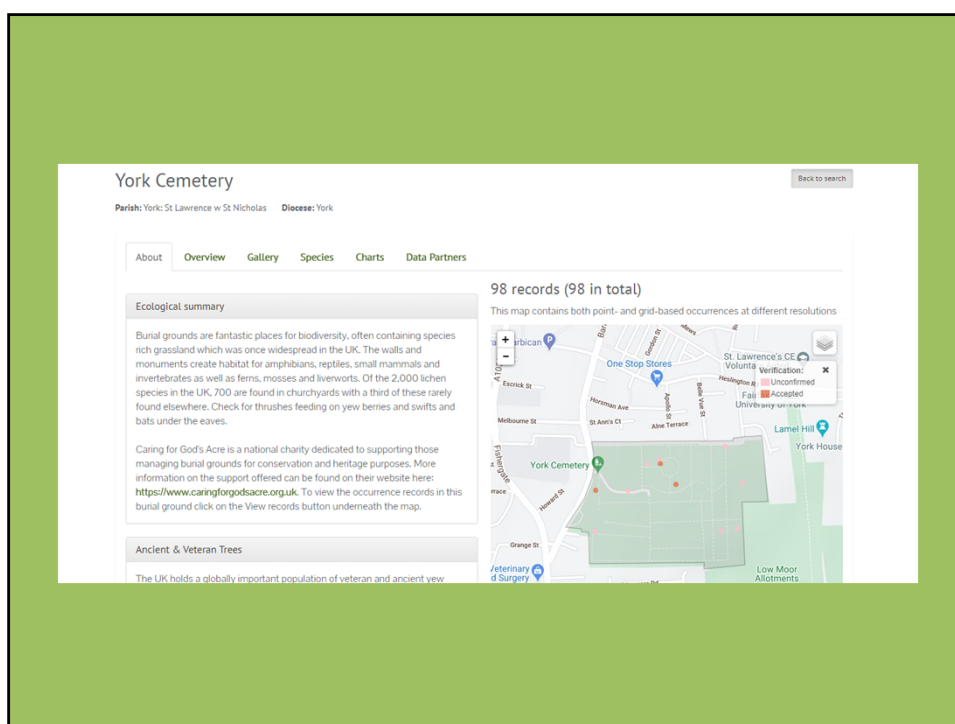
1. **Research** your site

Planning protection – the natural environment
Planning protection – the built environment

6

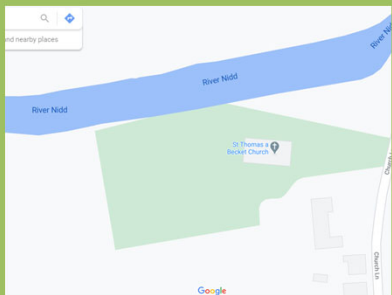
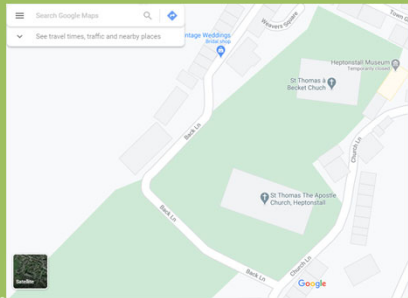
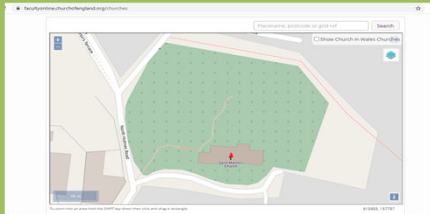


7

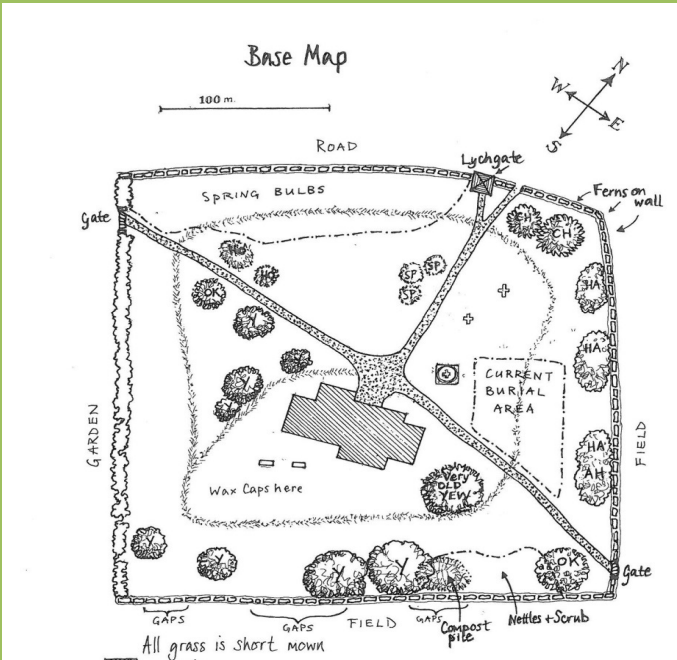


8

2 Create a base map



9



10

Short Mown grass

Medium Mown grass

Long grass

Tussocky

Manage Nettles + Scrub.

yew trees, clipped annually

Compost Bins

Deadwood Pile

Repair gaps in Wall

Management Map

3. Plan what you want to do

'This burial ground is cared for in a way that makes it a special place for visitors, in keeping with its function of burials, a fit setting for the church and a haven for wildlife.'

11

KEY	WHAT	ACTION	J	F	M	A	M	J	J	A	S	O	N	D
	Tussocky grass	Cut once per year or every other year												
	Long grass / summer meadow	Cut and remove or make hay												
	Nettles	Cut with long grass												
	Medium grass	Cut regularly and remove												
	Short grass	Cut regularly and remove												
	Veteran yew	Remove ivy, remove elder beneath												
	Clipped yews	Clip annually												
	Other trees/shrubs	Prune shrubs												
	Volunteer tree inspection	Check all trees												
	Scrub	Cut to ground level												
	Compost bins	Rotate use, mix/empty												
	Walls	Repair wall remove new ivy growth												
	Woodpile	Create and top up												

Three Year Work Plan – no need to include tasks which take place annually

ACTIVITY	YEAR 1	YEAR 2	YEAR 3
Repair wall			
Prune shrubs			
Build compost bins			
Start managing for long grass and nettles			
Start managing for tussocky grass			
Remove ivy and elder from yew			
Cut scrub			

The Management Map, Annual Work Plan and Yearly Work Plan together form the **Management Plan**

12

Caring for God's Acre, 2021

6

4. Inform and invite people to be involved



13



14





Grassland Quality Chart

Category	Number of species in 10 x 10m plots	Grassland Quality Measurement
For short, medium and long grasses	10 or less	1
	11 - 20	2
	21 - 30	3
	31 - 40	4
	41 - 50	5
For swards with an overwintered sward	10 or less	1
	11 - 20	2
	21 - 30	3
	31 - 40	4
	41 - 50	5
For swards with a sward	10 or less	1
	11 - 20	2
	21 - 30	3
	31 - 40	4
	41 - 50	5
For swards with a sward	10 or less	1
	11 - 20	2
	21 - 30	3
	31 - 40	4
	41 - 50	5

Use your Burial Ground Species List to get a total count of the species that you have been able to identify. Put this total onto the Summary Sheet - Species Count.

Using your Burial Ground Species List again, it is now time to get a Grassland Type.

Grassland Type


Having assessed the grassland quality, it is now time to assess the grassland type. This is especially useful if the quality has been assessed as Rich (R), Good (G) or Moderate (M).

The grassland type will reflect the soil and underlying rock of the site. Broadly speaking there are three types: acid, calcareous or alkaline and neutral.





15



St Andrew's Churchyard, Norton

Area A
Control nettles, brambles and willowherb
Leave areas to grow long for around 12 weeks from the end of March
At the end of 12 weeks cut and remove grass and keep a short or medium length for the rest of the season

Area B
Cut when flower
Fledge has not lost
Then cut regularly and remove clippings through-out the growing season
Consider raising the height of the cut to 10cm above ground to allow the growing grass to flower

Area C
Keep at least 1m width along the edge of the path short

Area D
Consider leaving the area along the "hedgehog" long and narrow
Cut once a year or every other year


Area E
Remove cut with old man's foot
Leave areas to grow long for around 12 weeks from the end of March



Wild Flower & Plant Identification

Learn new skills,
brush up on the ones you thought you had forgotten!

Saturday 15th June
10.30-1pm
St Andrew's Church, Norton, Powys






Learn to identify the wild flowers in your local churchyard.

This special place is a sanctuary for plants that are disappearing from our countryside.

Join this friendly and informal session led by a plant expert.

Places are free of charge but are limited in number, so booking is essential.

Contact George on 01588 673041, george@cga.org.uk to reserve your place.



16



5. Review & celebrate

17

...discover more

- Pop to our website to download our free resources and watch our minifilms
- Join our webinar series
- Listen to our podcast 'The Beautiful Burial Ground'
- Discover flower-rich sites near you on our 'Burial Grounds to Inspire' webpage
- Sign up to our e-newsletter
- Become a member !

(we would love to know what plants and animals you see in your churchyard – contact wildlife@cfga.org.uk)

www.caringforgodsacre.org.uk



18