



# **Creating a Reflective Space in a CE School**

October 2018

The following ideas were produced by small groups of teachers from primary and secondary schools. The given theme was *Remembrance* to honour the 100<sup>th</sup> anniversary of the ending of the First World War this year. The work of Liz Mills\*, *Windows, Mirrors, Doors*, was used as a focus for reflection. The displays were produced within a limited period of time and with some given resources to use. Groups also used technology and their own resources in very creative ways. Christian teaching underpinned each reflective space. The following photos and the accompanying rationales have resulted in many ideas to share and adapt for different school contexts and phases.

\* *Liz Mills Farmington Millennium Research 1997*





Lest we forget

How can you show others you are thankful?

How can you inspire hope in others?

Where can our footsteps take us where there can be love?

There but not there

The Lord is near to the brokenhearted and saves those who are crushed in spirit  
Psalm 34:18

What can you do to promote peace?


Here because He's not

Let your light shine



# **“There but not there. Here because he’s not”**

- The pupils will see a silhouette of a missing child or lost in action person, alongside a mirror. The mirror is to reflect that it was real people like them who sacrificed their lives in the war. The paper chain is made by the children, in white symbolizing peace and where the children write their own names. On the red paper chains, symbolizing remembrance, the children write the names of those from their village who died in the war. The paper chain connects the reflection on the lost, symbolized by poppies.



Lest we forget

How can you show other you are than


How can you inspire hope in others?

How can we honour them?

What can you do to promote peace?

Let your light shine...

TO SERVE SAINT JOHN  
"Active Service"  
1914-18  
PLEASE CARRY THIS IN YOUR POCKET AND READ IT EVERY DAY



The Remembrance Area has 3 questions to help the children think about others:

How can you show others that you are thankful?

How can you inspire hope in others?

What can you do to promote peace?

Each pupil leaves with a coloured lolly stick (different colours for different questions so that they can be challenged to write something/to someone they will inspire

**Key Bible verse:**


*The Lord is near to the brokenhearted and saves those who are crushed in spirit*

*Psalm 34:18*







# Footprints in the Sand

- The Mirror:
  - We want the children to reflect on walking in the shoes of another, particularly those serving in the war. Our footprints pause to show God carrying us. The footprints then turn to petals of poppies to remind of those who passed away in war.
  - **The Window:**
  - To encourage children to ask questions about the soldiers in war and their feelings.
  - The bottles are places for children to write their own remembrance contributions in this reflective space, through messages, prayers and poems
- 








Remembrance is identified through a variety of flowers in different countries e.g. blue cornflowers in France as shown on the boot

### The Door:

This reflective space shows how God carries you and that you can carry others through difficult situations too. The laurel represents how in Morecambe Bay the guide over the sands places laurel branches to guide the way through treacherous sands

Key Bible verse:

*Your path led through the sea, your way through the mighty waters, though your footprints were not seen. Psalm 77:19*






# 'Lest we forget'

- The purpose of this reflective space is to help children to empathise with the effects of war on people, both in terms of the first World War and later wars which still occur today.
- The spade is to symbolize death and burial of soldiers
- The candle is to represent Jesus as the light in the darkness
- Footsteps continue to the Cross to show sacrifice as Christ sacrificed himself for us
- The globe represents how we all share in God's creation and have a responsibility to look after it
- The Tree of Life invites children and adults to share their thoughts and prayers for peace

1.




2.



3.



- 
1. There is an image of a young boy with his school report. Small footprints to represent his childhood journey
  2. Then an image of him as a fallen soldier. There are larger footprints to show his adult life. The service book has a bullet shot through it to show how he died
  3. The spade represents his death and burial and the questions on the poppies are to help people reflect on the scripture verse.

Key Bible verse:

*Only take care, and keep your soul diligently, lest you forget the things that your eyes have seen, and lest they depart from your heart all your days  
Deuteronomy 4:9*






# A Journey to the past, a hope for the future

- Walk a mile in someone else's shoes – someone unknown but someone who we all know. Someone who has pursued peace for the love of all, in hope of a better future. Creating a link between the sacrifice of the lives of soldiers in war and the ultimate sacrifice of Jesus on the Cross
- Mirror
- Who am I? What do I know? Why is this important to me?
- Window
- Learning more about that 'someone' and how because of that someone (Jesus) how my life can be better





A Journey to the  
Past, for a hope for  
the future

Take a peek into the past  
and see how it was

Take a peek into the past  
and see how it was

# Sacrifice

*Greater love has no man than this to lay down his life down for his friends*

*John 15:13*

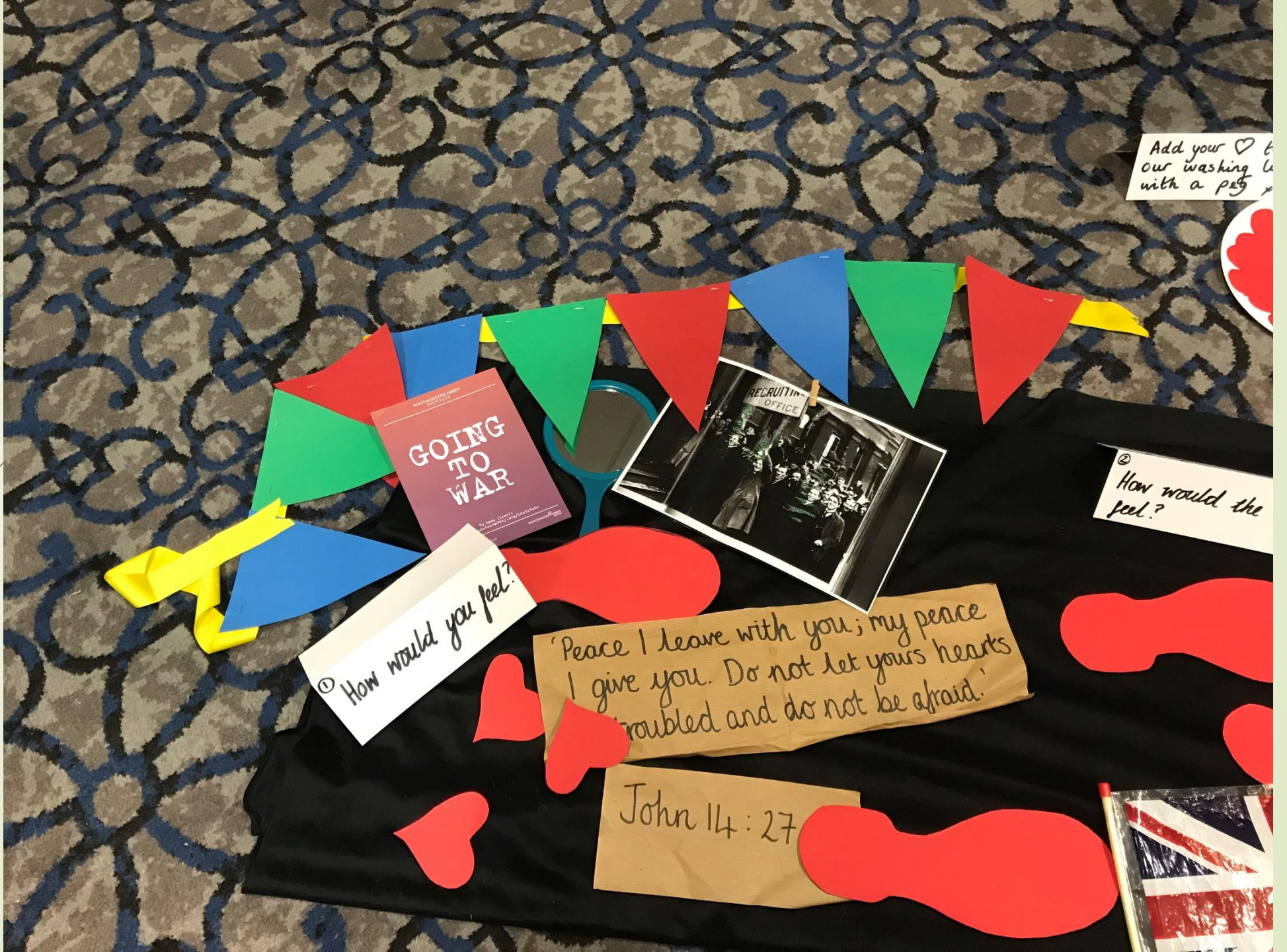
Love and Responsibility



*In all your ways acknowledge him and he will make your paths straight*

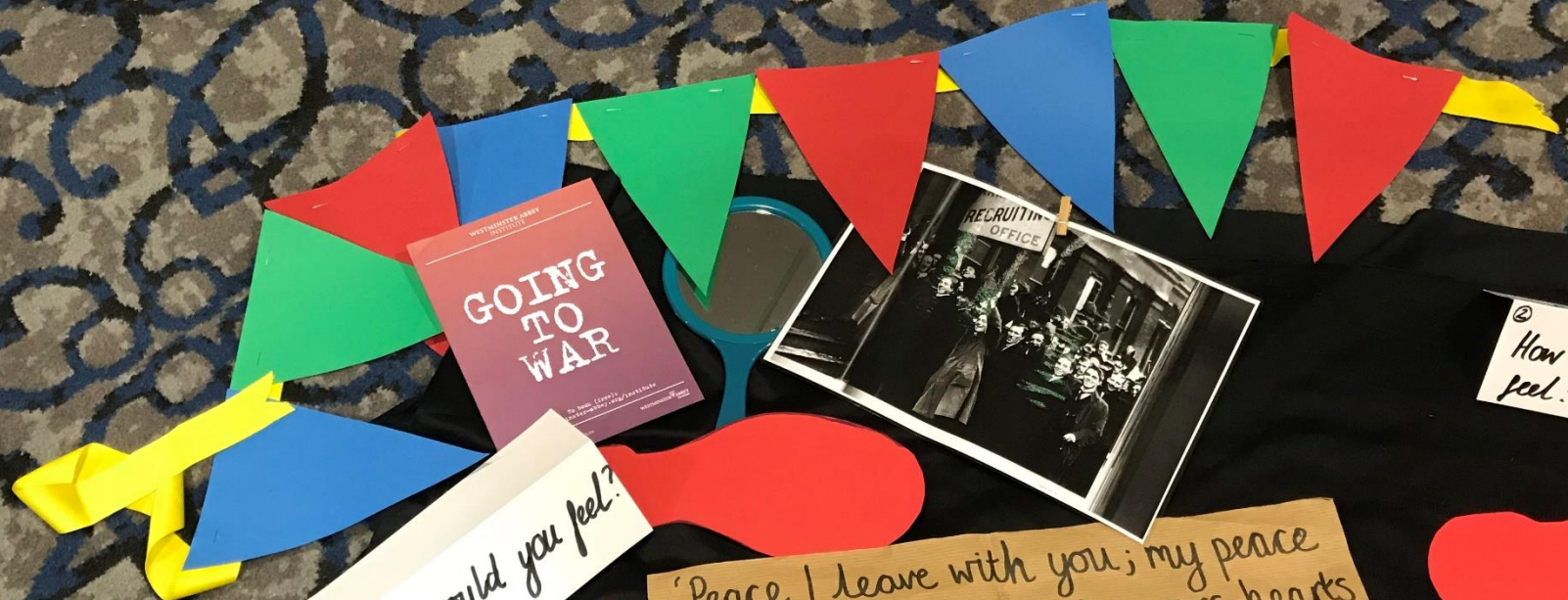

*Proverbs 3:6*

Door

Time to take this forward. What can I do now? How can I be an ambassador for peace, with hope and with love? What is my responsibility? How will I take the opportunities that lie ahead of me?



Add your  to  
our washing list  
with a 

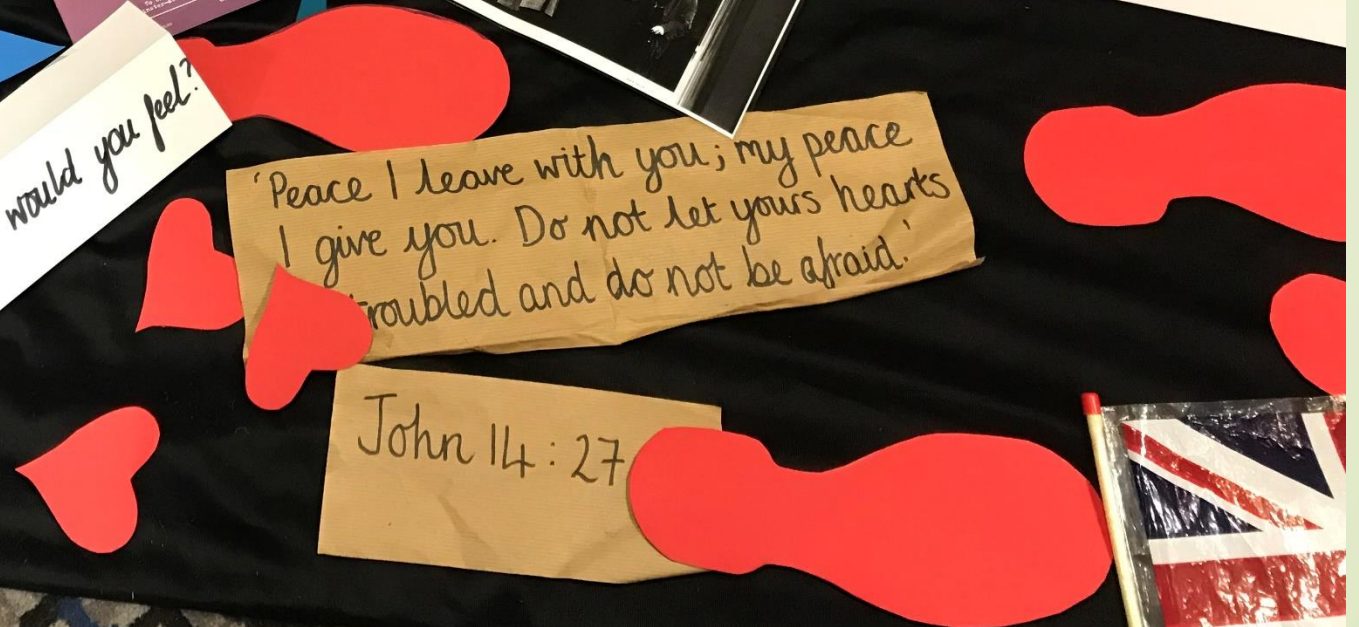


② How would the  
feel?

① How would you feel?

'Peace I leave with you; my peace  
I give you. Do not let your hearts  
be troubled and do not be afraid.'

John 14:27




# The Journey

Our Reflective Space takes the children through the journey of a fallen soldier. It starts with a picture of soldiers waiting to enlist, feeling upbeat and ready to fight for their country. Songs such as 'It's a long way to Tipperary' and 'Pack up your troubles' are played.

John 14:27 is used to send with the soldiers:

- *I give my peace to you.....Do not let your hearts be troubled. And do not be afraid.*
- Mirrors are used to help children to reflect on how the soldiers may be feeling at this point. Pupils walk over the water and feel the pebbles from the beach. How would they feel? Play the hymn 'Abide with me' to encourage reflection
- 1 Corinthians 16:13 reflects the mood as soldiers are on the boat
- *Be on your guard. Stand firm in the faith. Be brave. Be strong*





On the battlefield – its dirty, cold and noisy. How do you feel as a soldier? You miss those you left at home, but you have your friends. You are holding on to each other. You are afraid. Death and injury are all around you. You remember this Bible verse:

*Like a good soldier of Christ Jesus, share in the hard times with us*

2Timothy 2:3


Returning home – maybe you are injured or have lost loved ones – include some photos

Petals of peace – take a handful and throw them in the air as you say a prayer for peace – play the song ‘We’ll meet again’

Remembrance prayer for the children to read and drops of rose oil to remind the children of this experience.



# Music Resource Suggestions

- *10,000 Reasons* by Matt Redman (There not not there. Here because he's not)
  - *Footprints in the sand* by Leona Lewsi (Footprints and Lest we forget)
  - *The Last Post* (Journey to the past and a hope for the future)
  - *It's a Long way to Tipperary, Pack up your trouble, Abide with me, We'll meet again* (The Journey)
  - Recordings of bombs falling/gunfire
- 



# Other Resources

- Soil and mud – to represent the battlefield
  - Sand, pebbles and seaweed – crossing the beach to the sea
  - Rosemary scented candle for remembrance or rose oil
  - Laurel branches – guide across treacherous waters (as at Morecambe Bay) and also as symbol of victory and honour
  - Fan blowing or bubble tube to represent sea journey
  - Serviceman's copy of the Bible/John's Gospel
- 