

# Cremated Remains



## Single memorial stone in areas set aside for the burial of cremated remains

The Churchyard Regulations for the Diocese do **NOT** allow the erection of individual memorials for burial of cremated remains.

The erection of a suitable memorial stone in an area set aside for the burial of cremated remains is permitted on which the names and life-span of all buried in that area can be inscribed.

## TYPE OF STONE

*(Churchyard Regulation 6.7.1)*

Memorials must be of natural stone or hardwood. Stone must be sandstone, limestone, granite or slate. Stone must be quarried within the Diocese or similar in appearance thereto.

*(Churchyard Regulation 6.7.2)*

The stone shall not be finished with a polished or reflecting surface, but the side to be inscribed may be polished or honed.

## SIZE OF STONE

- Memorial stones should not exceed 1220mm (4 feet) in height above ground level.
- Thickness of 75mm to 100mm (3 to 4 inches).
- Width 750mm (2 feet 6 inches). Maximum width 1800mm (6 feet).  
Allow 600mm per column of names.
- Memorials made from slate.  
These can be reduced in thickness (E to F) to 50mm (2 inches) if so desired.

## ANCHORING

Ensure that at least one third of the height above ground is buried below ground.  
For example: for a stone 900mm high above ground there should be at least 300mm of stone buried below ground (see attached diagram).

## SHAPE

See attached sketches of possible options.

## LETTERING

There are many interesting and appropriate fonts but for simplicity and uniformity the following is recommended:

- Script: Times Roman/Sans Serif/Optima Bold
- Size of Lettering:
  - Title/Heading* 40mm for Capitals; 30mm for Lower Case
  - Names/Dates* 20mm for Capitals and/or Lower Case
- Names and/or initials together with life-span must be shown.
- If the letters are to be coloured they should be off-white or light grey.

Lettering may be better carved in continuous lines rather than columns in order to avoid problems caused by different lengths of names.

## SUGGESTED WORDING FOR THE TOP OF THE STONE - for further discussion

Remember before God those whose ashes are buried here.

*Remember in prayer before God those whose ashes are interred here.*

*Remember with love and gratitude all those whose ashes are buried in this churchyard*

*The souls of the righteous are in the hand of God*

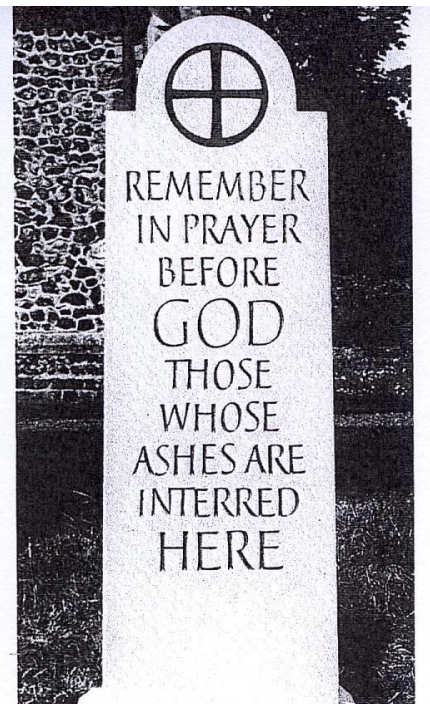
*I am the Resurrection and the Life*

*Here lie the ashes of*

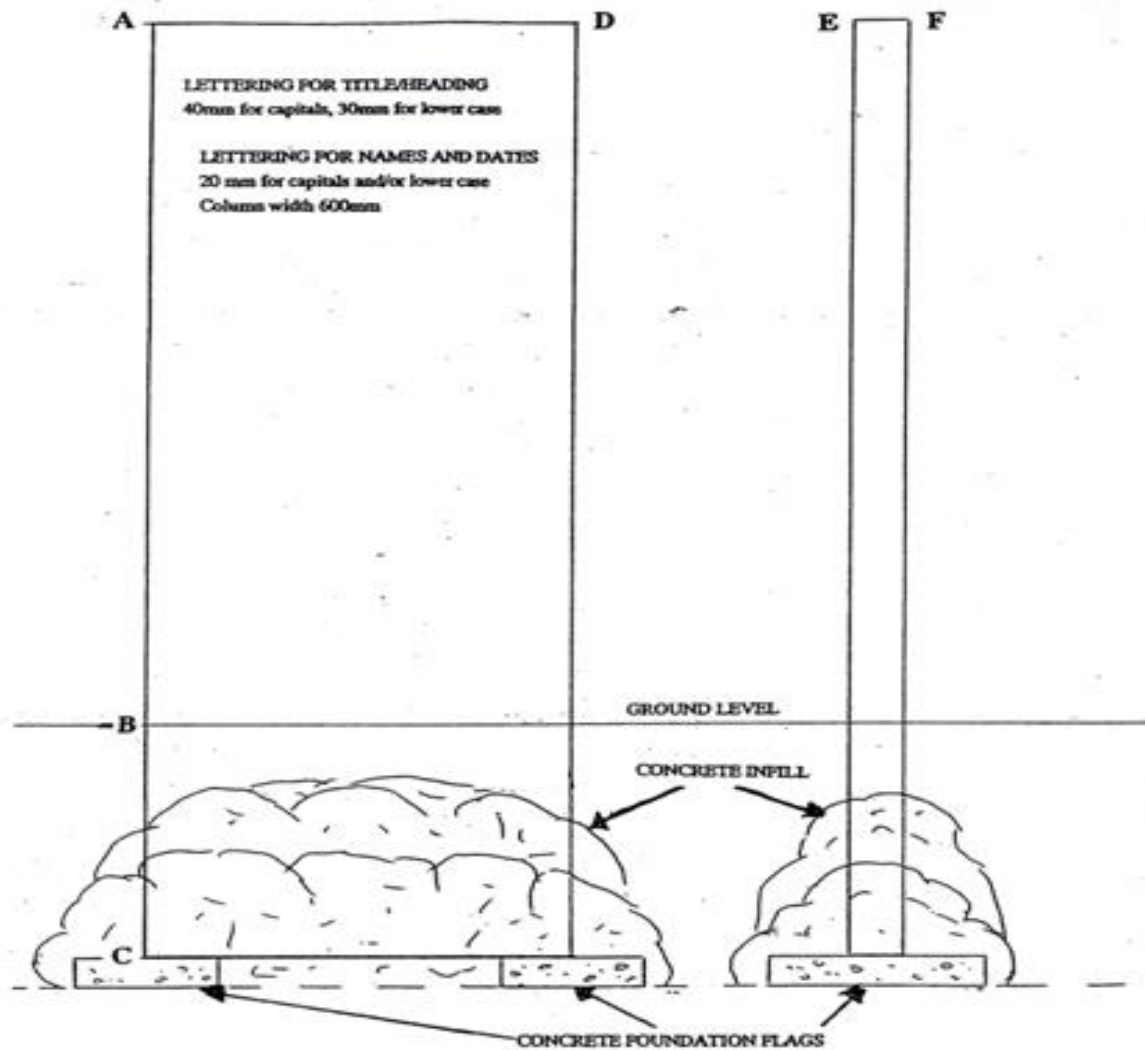
*A N Other 1919 to 2005*

*A N Other 1950 to 2009*

*Where a PCC decide not to record the names on the stone (but rather in a remembrance book or similar) then accept a tall stone fully engraved as per example below.*



## CONSTRUCTION DIAGRAM



### Size

A to B not to exceed 1220mm

B to C should be one third of A to B

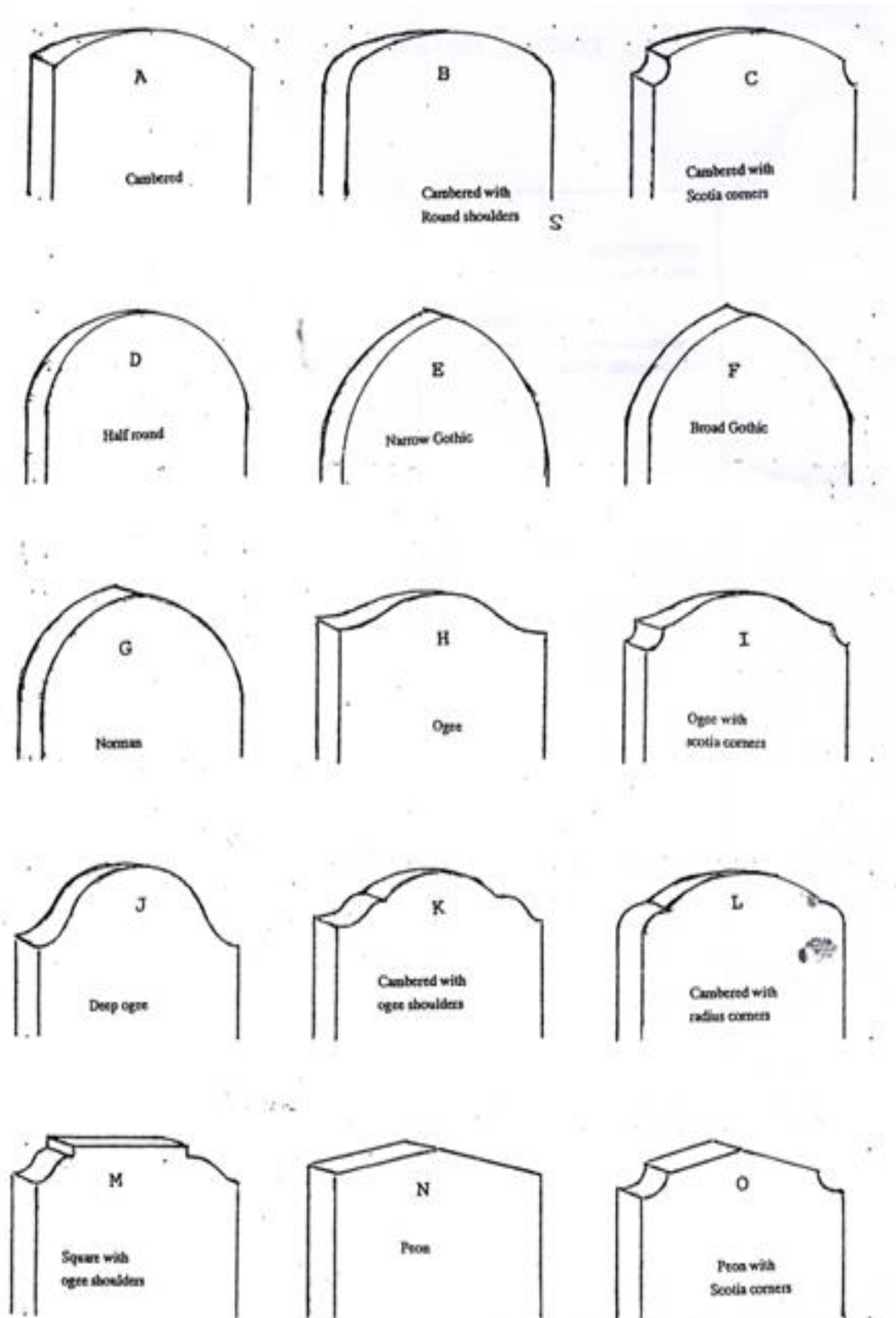
A to D = 750mm to 1800mm (600mm per column)

E to F = 75mm to 100mm

### Script

Times Roman for stone with fine or close grain

Sans Serif or Optima Bold can be used on all stones but would be better for Lazonby Sandstone or coarse granite like Shap.



A SELECTION OF SHAPES FOR THE TOP OF A MEMORIAL STONE IN AN AREA SET ASIDE FOR THE BURIAL OF CREMATED REMAINS